













# Online Safety: Being Kind Online

<b>Aim:</b> Recognise common uses of information technology beyond school. Use technology safely and respectfully, keeping personal information private; identify where to go for help and support when they have concerns about content or contact on the internet or other online technologies in the context of identifying cyberbullying.  To be able to identify kind and unkind behaviour online.	<b>Success Criteria:</b> I can identify unkind online behaviour.  I know what to do if I think someone is being unkind to me online.	<b>Resources:</b> Lesson Pack  2 different coloured packs of sticky notes
	<b>Key/New Words:</b> Internet, website, safe, secure, cyberbullying.	<b>Preparation:</b> Being Kind Online Cards – per child (pre-cut)

**Prior Learning:** It will be helpful if children have discussed bullying via PSCHE and have a basic understanding of online communication.

## Learning Sequence

	<b>Being Kind:</b> Give each child a coloured sticky note. Ask children to write down something kind that they can do for someone on their note and stick them up on a wall or display. Read some out and discuss. Give out a different coloured sticky note and ask them to now write something that is unkind and stick them up alongside the first set. Read and discuss.	
	<b>Being Unkind Online:</b> Ask children what someone might do if they were being unkind/mean to somebody online. Introduce the word 'cyberbullying' (some children may have raised this in the previous task). Ask children for suggestions on what to do if they received the message shown on the <a href="#">Lesson Presentation</a> .	
	<b>What Would You Do?</b> Hand out the <a href="#">Being Kind Online Cards</a> and ask children to write on them what they would do if the scenario had happened to them.	
	<b>What Should You Do?</b> Discuss the scenarios on the cards. <i>Can children identify when someone is being purposefully unkind?</i> Allow children time to amend the answers they may have written.	
	<b>Share:</b> Children move around the room and pair up to discuss the scenarios and answers they have written (encourage mixed-ability pairings where possible). If both children agree with the responses on the backs of their cards, they should swap cards and move to another partner. If they disagree, they work together to rewrite an appropriate response before swapping cards.	
	<b>How to Be Kind:</b> Refer to the sticky notes. The children have demonstrated that they know how to be kind in real life. Discuss how to apply those rules online.	

## Taskit

**Adviseit:** Children role play a cyberbullying scenario, taking it in turns to be an 'agony aunt' character, giving advice to those involved.

# Guidance for macros in PowerPoints

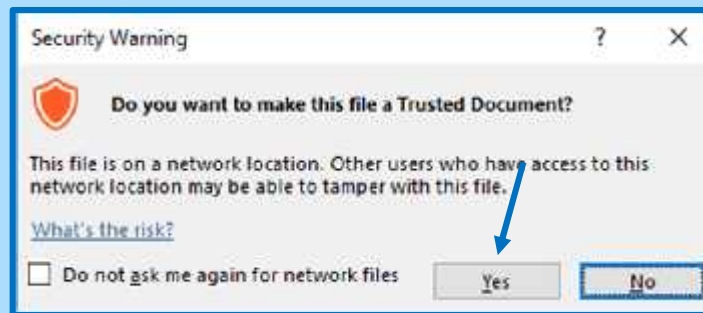
We use macros within PowerPoints to increase the interactivity of our presentations. Follow this simple process to get the most out of this resource.

## What to do:

Open the PowerPoint file and enable editing.

A security warning box will appear. Click yes.

Enter presentation mode (start the slide show).





# Computing

## Online Safety

# Being Kind Online



# Aim

- To be able to identify kind and unkind behaviour online.

# Success Criteria

- I can identify unkind online behaviour.
- I know what to do if I think someone is being unkind to me online.

# Being Kind



Use your sticky note to write down something kind you could do for someone else. Stick it up on our wall.

Now, use a different colour note to write something unkind somebody might do. Stick this up too.



# Being Unkind Online

Just like in real life, if someone is purposely mean to someone else online, it is bullying.

You might hear it being called **cyberbullying**.



# Being Unkind Online

What would you do if you received this message?

None of us want to be friends with you anymore.





# What Would You Do?



Read the scenario on your card and write down how you would deal with the situation underneath.

**Being Kind Online**  
Activity Cards

Being Kind Online Activity Cards

You find out that all your friends are in a text group chat without you.

What would you do?

\_\_\_\_\_

\_\_\_\_\_

\_\_\_\_\_

game with your parents' messages you to say that

What would you do?

\_\_\_\_\_

\_\_\_\_\_

Being Kind Online Activity Cards

Someone you know texts you to say that they are going to hurt you unless you let them copy your work in class.

What would you do?

\_\_\_\_\_

\_\_\_\_\_

\_\_\_\_\_

Being Kind Online Activity Cards

You get an email with a silly photo of someone you know and mean words making fun of them. What would you do?

\_\_\_\_\_

\_\_\_\_\_

\_\_\_\_\_

Being Kind Online Activity Cards

You get a text from a number you don't know. It says nasty things about you. What would you do?

\_\_\_\_\_

\_\_\_\_\_

\_\_\_\_\_

riend has been sending nasty online. What would you do?

\_\_\_\_\_

\_\_\_\_\_

Being Kind Online Activity Cards Title

Your brother or sister keeps emailing pictures of something they know you find scary. What would you do?

\_\_\_\_\_

\_\_\_\_\_

\_\_\_\_\_

# What Should You Do?

Let's look at some of the scenarios together.


Remember, the best thing to do if you think someone might be being unkind online is to tell an adult that you trust.

If you have changed your mind about the answer you have written on your card, you can change it now.

# Share



- ✓ Move around the room and pair up.
- ✓ Look at each other's cards.
- ✓ If you agree, you have both written a swap and move on to a new partner.
- ✓ If you don't agree, work together to write a better answer and move on to a new partner.



# How to Be Kind

Think about the notes we wrote at the start of the lesson. We all know how to be kind to each other.

How can we apply the same kindness online?




# Aim



- To be able to identify kind and unkind behaviour online.

# Success Criteria

- I can identify unkind online behaviour.
- I know what to do if I think someone is being unkind to me online.



Aim: To be able to identify kind and unkind behaviour online.				Date:					
				Delivered By:			Support:		
Success Criteria	Me	Friend	Teacher	T	PPA	S	I	AL	GP
I can identify unkind online behaviour.				Notes/Evidence					
I know what to do if I think someone is being unkind to me online.									
Next Steps									
) _____									
) _____									

T	Teacher	I	Independent
PPA	Planning, Preparation and Assessment	AL	Adult Led
S	Supply	GP	Guided Practice

Aim: To be able to identify kind and unkind behaviour online.				Date:					
				Delivered By:			Support:		
Success Criteria	Me	Friend	Teacher	T	PPA	S	I	AL	GP
I can identify unkind online behaviour.				Notes/Evidence					
I know what to do if I think someone is being unkind to me online.									
Next Steps									
) _____									
) _____									

T	Teacher	I	Independent
PPA	Planning, Preparation and Assessment	AL	Adult Led
S	Supply	GP	Guided Practice

# Being Kind Online

## Activity Cards



Being Kind Online Activity Cards

You find out that all your friends are in a text group chat without you.

What would you do?

---

---

---

---



Being Kind Online Activity Cards

You get an email with a silly photo of someone you know and mean words making fun of them. What would you do?

---

---

---

---



Being Kind Online Activity Cards

You get a text from a number you don't know. It says nasty things about you. What would you do?

---

---

---

---

---





Being Kind Online Activity Cards

You play an online game with your parents' permission. A stranger messages you to say that you are really bad at it. What would you do?

---

---

---

---



Being Kind Online Activity Cards

Someone you know texts you to say that they are going to hurt you unless you let them copy your work in class.

What would you do?

---

---

---

---



Being Kind Online Activity Cards

You find out that your friend has been sending nasty messages to someone online. What would you do?

---

---

---

---

---



Being Kind Online Activity Cards Title

Your brother or sister keeps emailing pictures of something they know you find scary. What would you do?

---

---

---

---



Being Kind Online Activity Cards

You are in a big private group chat with your friends and notice that lots of people are being mean about someone else in the chat. The person doesn't seem to mind though. What would you do?

---

---

---

---



Online Safety | Being Kind Online

To be able to identify kind and unkind behaviour online.		
I can identify unkind online behaviour.		
I know what to do if I think someone is being unkind to me online.		

Online Safety | Being Kind Online

To be able to identify kind and unkind behaviour online.		
I can identify unkind online behaviour.		
I know what to do if I think someone is being unkind to me online.		

Online Safety | Being Kind Online

To be able to identify kind and unkind behaviour online.		
I can identify unkind online behaviour.		
I know what to do if I think someone is being unkind to me online.		

Online Safety | Being Kind Online

To be able to identify kind and unkind behaviour online.		
I can identify unkind online behaviour.		
I know what to do if I think someone is being unkind to me online.		

Online Safety | Being Kind Online

To be able to identify kind and unkind behaviour online.		
I can identify unkind online behaviour.		
I know what to do if I think someone is being unkind to me online.		

Online Safety | Being Kind Online

To be able to identify kind and unkind behaviour online.		
I can identify unkind online behaviour.		
I know what to do if I think someone is being unkind to me online.		

Online Safety | Being Kind Online

To be able to identify kind and unkind behaviour online.		
I can identify unkind online behaviour.		
I know what to do if I think someone is being unkind to me online.		

Online Safety | Being Kind Online

To be able to identify kind and unkind behaviour online.		
I can identify unkind online behaviour.		
I know what to do if I think someone is being unkind to me online.		